

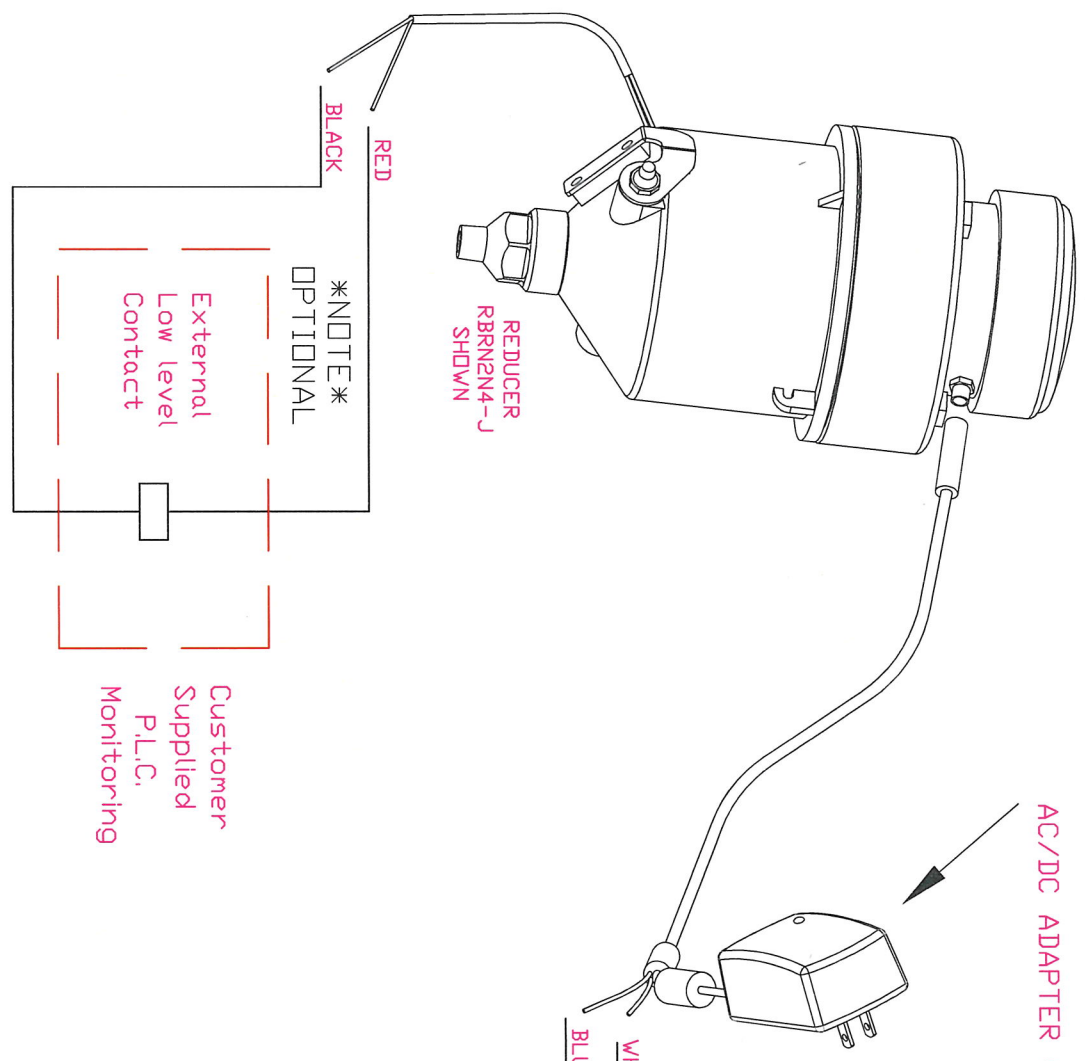
DESCRIPTION

ULTIMATE REMOTE POWER WITH MDPS-1

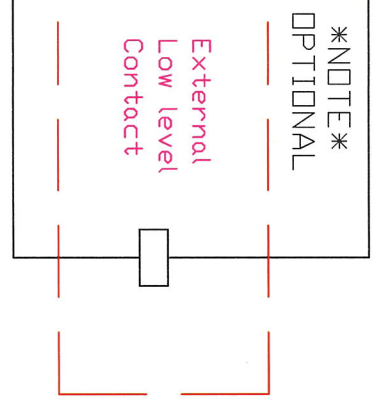
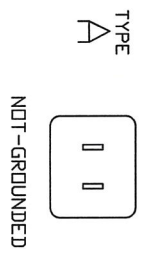
DWG NO.

ULT RP MDPS-1

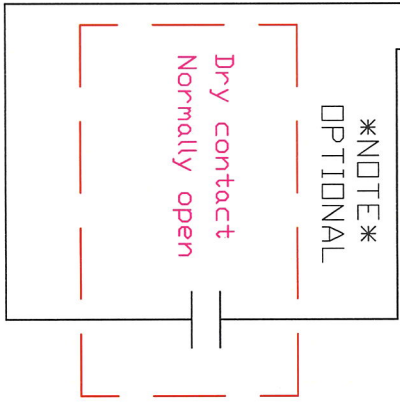
SHOWN = ULTIMATE 500 MODEL



AC/DC ADAPTER (MDPS-1)



Customer Supplied P.L.C. Monitoring



Customer Supplied Remote Contact Option

NOT TO SCALE

NOTES: MOTOR RUNNING CURRENT DRAW : 0.6 milliamps

MOTOR STARTUP CURRENT : 20 amps

Input : AC100-240V 50/60 Hz

Output : DC9V 3.0A

NOTE POWER REMOTE CONTROL REQUIRES FACTORY INTERNAL WIRING. CUSTOMER REQUEST REQUIRED WHEN ORDERING.

A.T.S. ELECTRO-LUBE INTERNATIONAL INC.

7388 WILSON AVE. DELTA, B.C. CANADA

PHONE 1-800-663-8141 FAX 1-800-663-8140

WWW.ATSELECTROLUBE.COM

APPROVED BY STEPHAN D.

DATE DEC 2015

[Signature]

THIS DWG AND ALL INFORMATION HEREIN IS PROPERTY OF A.T.S. ELECTRO-LUBE INTERNATIONAL INC. IT MAY NOT BE USED OR COPIED IN ANY WAY WITHOUT NOTIFIED CONSENT OF A.T.S. ELECTRO-LUBE INTERNATIONAL INC.

DESCRIPTION

ULTIMATE SERIES REMOTE POWER SUPPLY REMOTE CONTROL (OPTIONAL) EXTERNAL LOW LEVEL (OPTIONAL)

REV. ITEM THIRD ANGLE PROJECTION SCALE OK/TK TEMPLS.

DRAWING BY: REX. B. DATE: DEC 2015

DWG. NO.

ULT RP MDPS-1